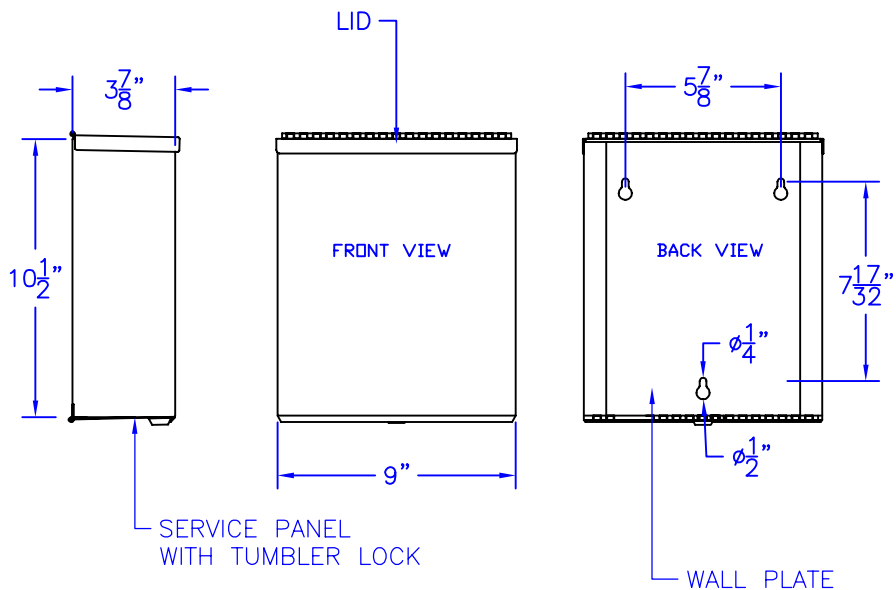
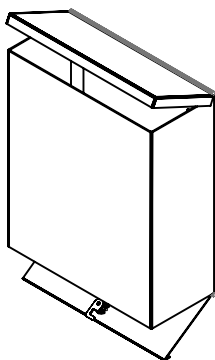
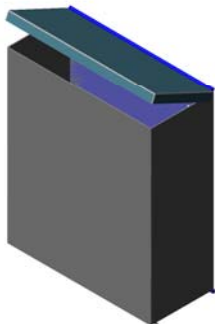




Technical Data C-1010-XX

SANITARY NAPKIN DISPOSAL



FINISHES:
 -SS = SATIN STAINLESS
 -PC = POWDER COATED (SPECIFY COLOR)

Construction:

UNIT FABRICATED FROM 22 GAUGE TYPE 304 STAINLESS STEEL.
 THE BOTTOM SERVICE PANEL IS FITTED WITH A TUMBLER LOCK AND HINGED WITH A STAINLESS STEEL PIANO HINGE FOR EASY REMOVAL OF CONTENTS.
 THE LID IS ALSO ATTACHED WITH A STAINLESS STEEL PIANO HINGE.
 WALL PLATE ATTACHED TO CABINET HAS (3) KEY HOLES FOR MOUNTING #10 SCREWS (NOT INCLUDED).

Capacity:

1.6 GALLONS

Installation:

USE KEYHOLE SLOTS IN WALL PLATE AS TEMPLATE TO LOCATE AND MARK HOLES.
 DRILL HOLES AND FASTEN TO WALL.
 LOCK SERVICE PANEL.
 WAXED PAPER LINER BAGS ARE FURNISHED BY JANITORIAL PERSONNEL.

Guide Specification:

SURFACE MOUNTED SANITARY NAPKIN DISPOSAL FABRICATED FROM 22 GAUGE TYPE 304 STAINLESS STEEL.
 TUMBLER LOCK TO SECURE SERVICE PANEL.
 1.6 GALLON CAPACITY.
 FINISHES AS INDICATED ABOVE.
 OVER ALL DIM. 9" WIDE X 10 ¹/₂" HEIGHT X 3 ⁷/₈" DEPTH.

The manufacturer reserves the right to make changes in design and material without formal notice and without incurring obligation

© Copyright 2005
 Brey-Krause Manufacturing

Brey-Krause Manufacturing
 1209 West Lehigh Street, Bethlehem, PA 18018
 Phone: 610.867.1401 Fax: 610.866.1433
 www.breykrause.com